

Scaled data based on original data using  
LM-79-08 Approved Method: Electrical and Photometric Measurements of Solid-  
State Lighting Products

Test Report Prepared for  
Cooper Lighting Solutions  
(formerly Eaton)

Brand: STREETWORKS

Report Number: P526508

Luminaire Tested: **GLAN-SA1C-727-U-5NQ-GRSWH**

Issue Date: 5/27/2021

**Test Information**

Test Method: LM-79-08  
Report Number: P526508  
TEST IS SCALED FROM IESNA LM-79-08 TEST DATA (G3-2011-057-6)  
Test Lab: INNOVATION CENTER  
Issue Date: 5/27/2021  
Manufacturer: COOPER LIGHTING SOLUTIONS (FORMERLY EATON)  
Product Line: STREETWORKS  
Catalog Number: GLAN-SA1C-727-U-5NQ-GRSWH  
Description: GALLEON AREA AND ROADWAY LUMINAIRE  
(1) 70 CRI, 2700K, 1050mA LIGHTSQUARE WITH 16 LEDS AND TYPE V NARROW OPTICS WITH WHITE GLARE REDUCTION SHIELD  
Light Source: -  
Ballast/Driver: ELECTRONIC DRIVER

**Summary**

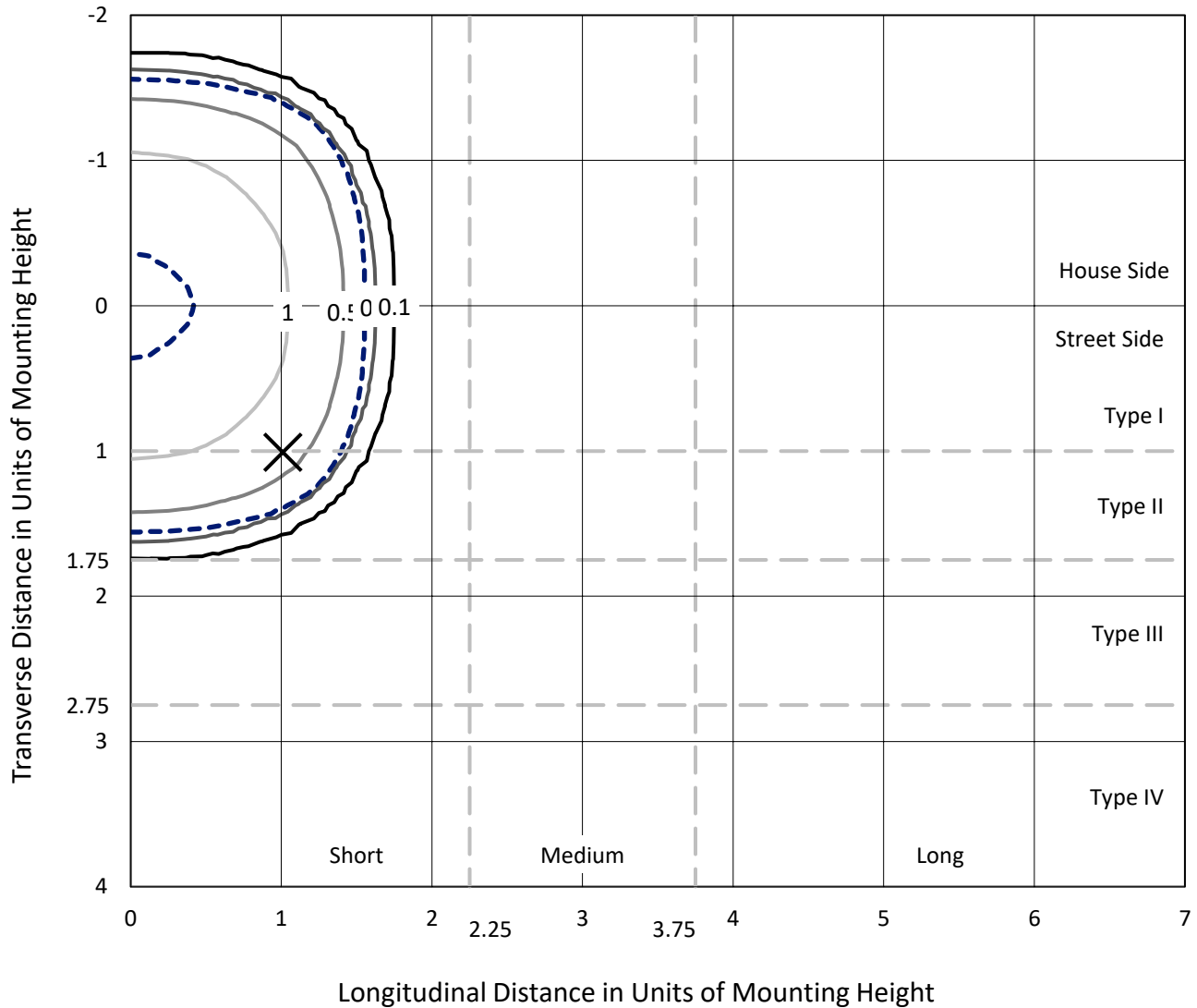
Lumens per Lamp: N/A  
Luminaire Lumens: 5359 lumens  
Efficiency: N/A  
Efficacy: 94.0 lumens/watt  
Luminous Opening: Rectangular (W 0.5' x L: 0.5' x H: 0')  
IES Classification: Type V - Short  
BUG Rating: B2 - U0 - G1  
  
Input Watts (W): 57  
Input Voltage (V): NR  
Input Current (Ain): NR  
Voltage Rise (V): NR  
Power Factor: NR  
Total Harmonic Distortion (THDi): NR  
Frequency (hertz): 60  
Stabilization Time: NR  
Operation Time: NR  
Ambient Temperature (°C): NR  
Test Distance: 24 FT



REPORT NUMBER: P526508  
 CATALOG NUMBER: GLAN-SA1C-727-U-5NQ-GRSWH

### Iso-Footcandle Lines of Horizontal Illumination

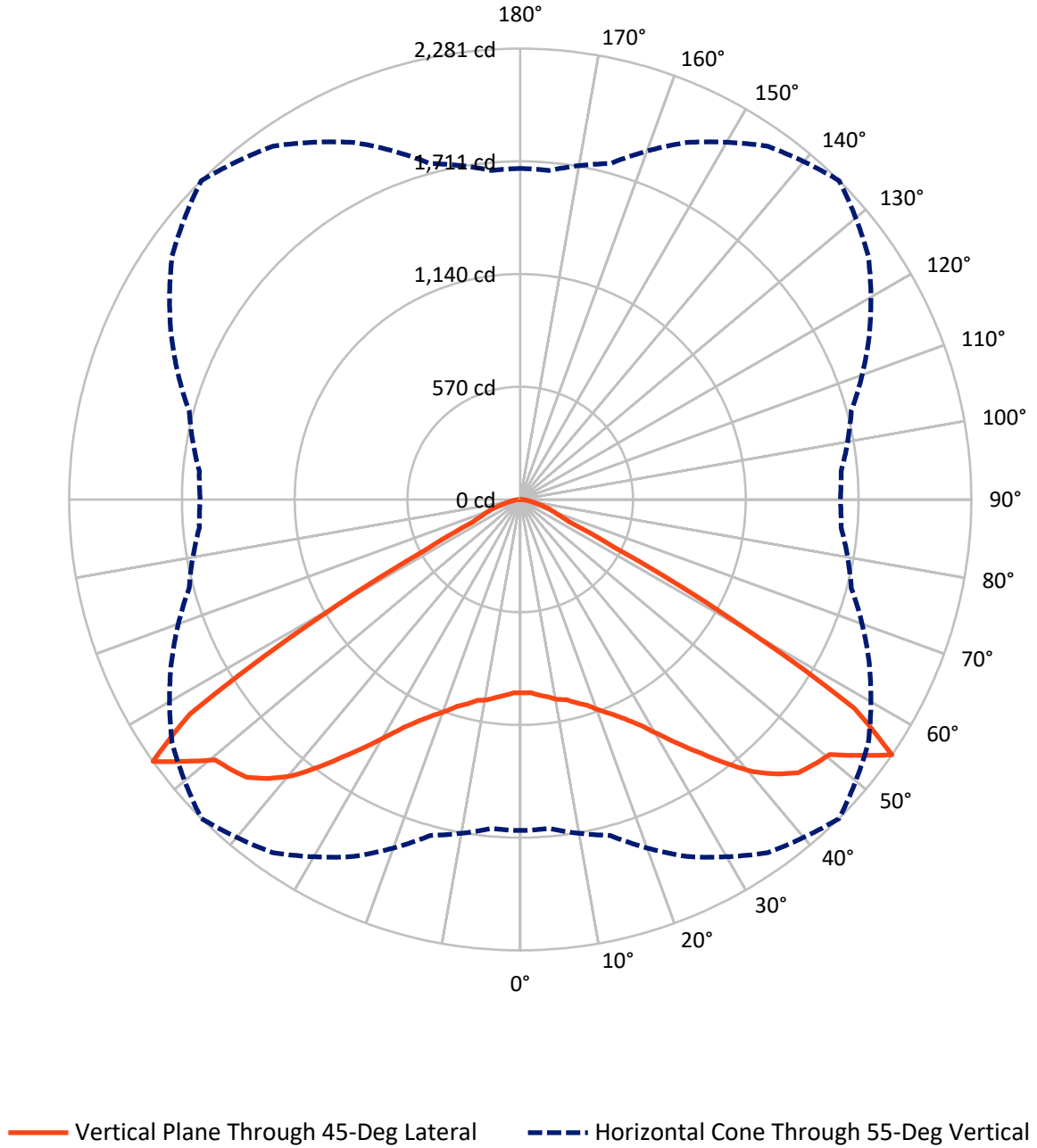
× Max cd  
 - - - 1/2 Max cd



Based on 25 foot mounting height. Maximum calculated value = 1.6 fc  
 Type V - Short - N/A

REPORT NUMBER: P526508  
CATALOG NUMBER: GLAN-SA1C-727-U-5NQ-GRSWH

### Luminous Intensity Polar Plot



REPORT NUMBER: P526508  
 CATALOG NUMBER: GLAN-SA1C-727-U-5NQ-GRSWH

**FLUX DISTRIBUTION:**

		Downward	Upward	Total
<b>House Side</b>	Lumens	2679.5	0.0	2679.5
	% Fixture	50.0	0.0	50.0
<b>Street Side</b>	Lumens	2679.5	0.0	2679.5
	% Fixture	50.0	0.0	50.0
<b>Total</b>	Lumens	5359.0	0.0	5359.0
	% Fixture	100.0	0.0	100.0

**Coefficient of Utilization**

**ZONAL LUMENS:**

Zone	Lumens	% Fixture
0°-10°	95.6	1.8
10°-20°	302.9	5.7
20°-30°	564.8	10.5
30°-40°	945.6	17.6
40°-50°	1471.4	27.5
50°-60°	1527.8	28.5
60°-70°	324.0	6.0
70°-80°	106.7	2.0
80°-90°	20.3	0.4
90°-100°	0.0	0.0
100°-110°	0.0	0.0
110°-120°	0.0	0.0
120°-130°	0.0	0.0
130°-140°	0.0	0.0
140°-150°	0.0	0.0
150°-160°	0.0	0.0
160°-170°	0.0	0.0
170°-180°	0.0	0.0
0°-90°	5359.0	100.0
0°-180°	5359.0	100.0

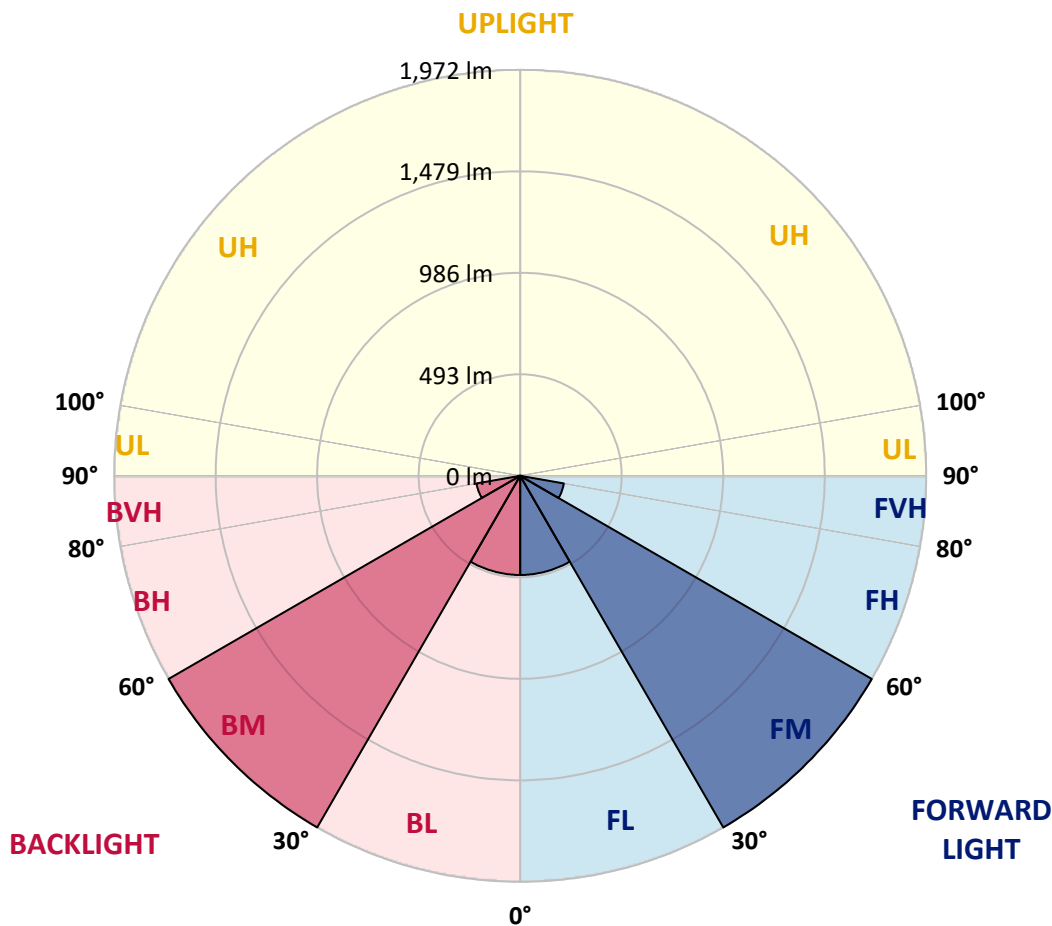


REPORT NUMBER: P526508  
 CATALOG NUMBER: GLAN-SA1C-727-U-5NQ-GRSWH

**LUMINAIRE CLASSIFICATION SYSTEM LUMEN TABLE AND BUG RATING:**

Zone	Lumens	% Fixture	Zone Rating/Lumen Limit		
			B	U	G
FL (0°-30°)	481.6	9.0			
FM (30°-60°)	1972.4	36.8			
FH (60°-80°)	215.4	4.0			G0/660
FVH (80°-90°)	10.2	0.2			G1/100
BL (0°-30°)	481.6	9.0	B1/500		
BM (30°-60°)	1972.4	36.8	B2/2500		
BH (60°-80°)	215.4	4.0	B1/500		G0/660
BVH (80°-90°)	10.2	0.2			G1/100
UL (90°-100°)	0.0	0.0		U0/0	
UH (100°-180°)	0.0	0.0		U0/0	

**BUG Rating: B2-U0-G1**  
 Type V Short





REPORT NUMBER: P526508

CATALOG NUMBER: GLAN-SA1C-727-U-5NQ-GRSWH

**CANDELA DISTRIBUTION (FULL):**

	0°	5°	15°	25°	35°	45°	55°	65°	75°	85°	90°
0°	978.5	978.5	978.5	978.5	978.5	978.5	978.5	978.5	978.5	978.5	978.5
2.5°	990.1	985.6	977.8	983.7	988.2	978.5	982.4	984.3	983.0	977.8	979.8
5°	1004.4	1001.8	995.3	999.8	994.0	994.0	990.1	984.9	992.7	991.4	994.7
7.5°	1004.4	1001.1	1014.1	1005.7	1008.3	1008.3	1001.8	996.6	1000.5	994.7	991.4
10°	1024.5	1029.0	1023.2	1025.1	1023.8	1028.3	1018.6	1015.4	1012.1	1010.2	1006.3
12.5°	1048.4	1045.2	1047.1	1045.8	1050.4	1038.7	1032.9	1025.7	1031.6	1023.2	1029.0
15°	1067.8	1065.9	1067.8	1073.0	1068.5	1067.8	1057.5	1050.4	1041.3	1043.2	1034.2
17.5°	1094.4	1092.4	1093.1	1097.6	1097.0	1093.7	1086.0	1072.4	1069.1	1064.0	1058.1
20°	1133.9	1130.7	1129.4	1131.3	1134.5	1137.1	1121.6	1116.4	1105.4	1097.0	1087.3
22.5°	1167.6	1166.3	1171.4	1163.0	1170.2	1177.9	1163.0	1160.4	1133.2	1128.7	1118.3
25°	1214.2	1212.2	1209.0	1221.3	1229.7	1229.1	1214.8	1200.6	1179.9	1174.7	1174.7
27.5°	1263.4	1252.4	1269.2	1272.5	1287.4	1291.9	1279.6	1258.9	1239.4	1228.4	1231.0
30°	1324.9	1314.6	1318.4	1341.8	1361.2	1378.0	1346.9	1316.5	1289.3	1269.9	1266.6
32.5°	1386.4	1376.1	1387.7	1410.4	1449.3	1474.5	1444.1	1391.0	1359.2	1330.7	1336.6
35°	1436.3	1444.1	1462.9	1497.2	1537.3	1578.1	1529.6	1488.8	1443.4	1411.7	1416.2
37.5°	1516.6	1540.6	1555.5	1595.0	1651.9	1694.0	1643.5	1590.4	1541.9	1500.4	1486.2
40°	1621.5	1637.7	1654.5	1701.2	1768.5	1810.6	1762.7	1693.4	1645.5	1602.7	1600.8
42.5°	1736.8	1752.3	1769.8	1826.8	1866.9	1898.7	1854.6	1817.7	1764.6	1730.9	1729.0
45°	1870.8	1859.8	1879.2	1916.8	1950.5	1971.2	1942.7	1924.6	1886.4	1855.3	1852.0
47.5°	1960.2	1950.5	1985.4	2019.1	2024.3	2001.6	2007.5	2024.3	1984.1	1933.0	1949.2
50°	2012.0	2012.0	2035.3	2066.4	2056.7	2027.5	2073.5	2074.8	2034.7	1989.3	1989.3
52.5°	1922.0	1942.1	2008.1	2109.8	2142.2	2150.6	2140.2	2096.2	1991.3	1898.7	1894.1
55°	1674.6	1670.1	1759.4	1992.6	2181.0	2280.7	2148.6	1945.9	1732.9	1628.6	1618.3
57.5°	1089.2	1094.4	1227.8	1465.4	1805.4	1991.3	1768.5	1483.6	1227.8	1084.0	1097.6
60°	490.2	507.7	588.6	766.1	1058.1	1209.7	1060.7	804.9	617.8	536.2	543.3
62.5°	281.7	284.9	288.2	341.9	450.7	532.9	468.2	361.3	318.6	304.4	304.4
65°	237.7	235.7	236.4	240.9	252.6	269.4	262.3	252.6	253.8	252.6	250.6
67.5°	202.0	204.6	202.7	205.9	206.6	209.2	213.7	217.6	218.2	219.5	218.2
70°	165.8	166.4	167.7	170.3	171.0	172.9	179.4	182.6	184.6	184.6	187.1
72.5°	126.9	126.3	127.6	130.2	133.4	134.0	139.9	144.4	147.0	143.8	144.4
75°	83.5	84.2	86.1	88.1	92.6	97.1	99.1	103.6	104.3	105.6	102.3
77.5°	49.9	51.2	53.1	57.0	60.9	64.8	69.3	72.5	73.8	72.5	68.6
80°	32.4	32.4	35.0	38.2	42.7	46.0	48.6	51.2	53.1	51.2	49.9
82.5°	20.1	20.1	23.3	27.2	30.4	32.4	36.3	39.5	41.4	40.1	38.2
85°	10.4	11.0	13.6	16.8	19.4	20.7	20.1	18.1	16.2	15.5	14.2
87.5°	3.2	3.2	3.9	3.9	3.2	3.2	3.9	3.2	3.9	3.9	3.9
90°	0.0	0.0	0.0	0.0	0.0	0.0	0.0	0.0	0.0	0.0	0.0

(END OF REPORT)